

**FIXLWAV**

*Pinball Audio and Illumination*

## **Spike-2 Backbox Speaker Plates and Light Kit Compatibility**


## Spike-2 Speaker Types

A quick review of terminology. Below image shows a Spike-2 speaker panel as indicated by the yellow star. The speaker panel holds the monitor and left / right speakers. The speakers are covered by a "honeycomb" style grille on each side:




Behind the front ("honeycomb") speaker panel you will find one of two types of speaker mounting plates.

### Pro and Premiums



The pro and most premium trims ship with 4" speakers and speaker plates from the factory. This size speaker and plate will not work with PixlWav speaker light kits.




The 4" speaker plate has only two mounting studs for the speaker.

### Limited Edition



Most Limited Edition games come with 5.25" speakers. The correct list of games is listed under product compatibility on our website. This size speaker and plate is required to use PixlWav in your game.



The 5.25" speaker plate has four mounting studs for the speaker.

## **Spike-2 Speaker Mounting Considerations:**

The PixlWav mount extends 0.400in behind the speaker plate. Behind the right-hand side of the speaker plate, there is approximately 3.2in of clearance when the speaker panel is closed, to the power box cover. The PinWoofers 5.25in backbox speaker has a mounted depth of 2.1in. Therefore, the complete stack-up of the PinWoofers backbox speaker behind the speaker plate is 2.5in. If you are using a different backbox speaker, be certain not to extend more than 3.2in less some extra space to ensure that the speaker magnet does not make contact with the power box or any other item located behind the speaker plate, when the speaker panel is closed. A suggested total mounting depth is 2.75in. You'll need to verify your own situation before ordering the PixlWav lighting product if you are not using PinWoofers Speakers.